


# INVITATION TICKET PRINTING INSTRUCTIONS

Don't forget to fill out your Distributor Information in the PDF before printing!

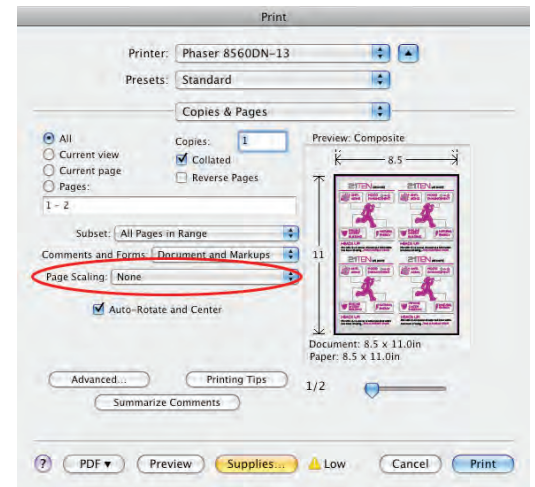
This is a 2-sided document. Be sure and test print with your printer to make sure each side prints correctly. See example at right:



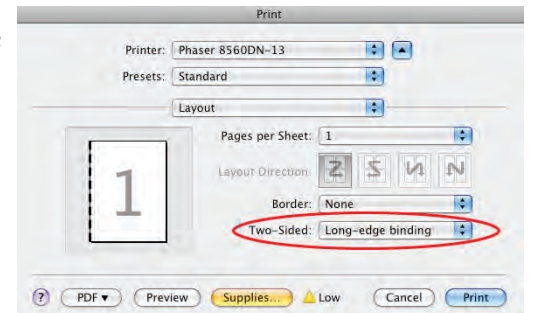
FRONT

BACK

When printing the PDF be sure to change the Page Scaling option to **NONE**. See screenshot at right.



*OPTIONAL:* If your printer has a 2-sided printing option, choose "Long Edge Binding" (typically found under the "Layout" menu in your printer dialog). See screenshot at right.



## THAT'S IT! JUST CUT THEM OUT AND START INVITING!

We recommend taking these to a printer (such as Kinko's) and having them printed on cardstock for the best results. You should only print these at home if you have a two-sided color printer and a paper cutter.